



RTO Made an Impact

On faculty and their online teaching

Data Collection

- RTO Attendance
- RTO Completion
- Feedback Survey
- Faculty Textured Feedback - 6 months after completion

RTO Participation

- Completed the RTO series: **121 faculty**
- Attendance of RTO Zoom Conversations: **957 (163 unique faculty)**
- RTO total faculty reach: **284**
- RTO approximate student reach: **3744**

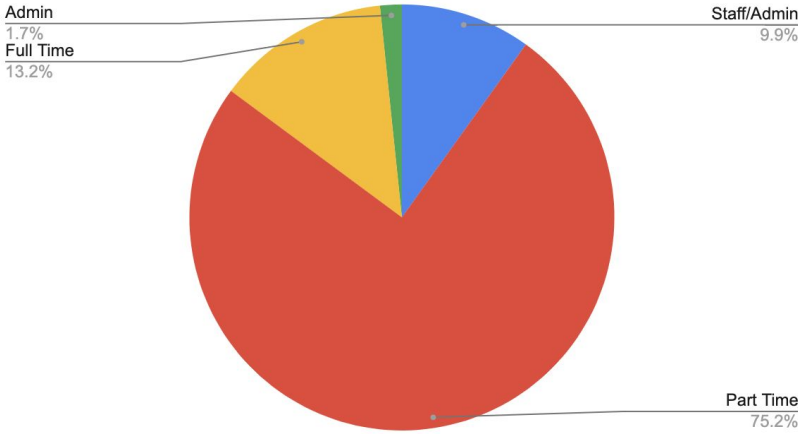
Includes data from the April Series, June Series, Summer Series, and Fall 2020 Series. Student approximation assumes average of 13 students per class.

RTO Participation

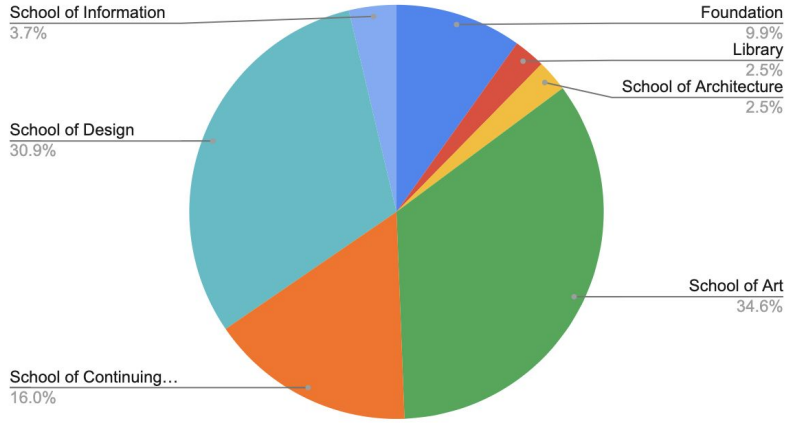
75% Part Time Faculty
13% Full Time Faculty
12% Staff and Admin

Participants from all schools and most departments at the Institute

Count of RTO Status



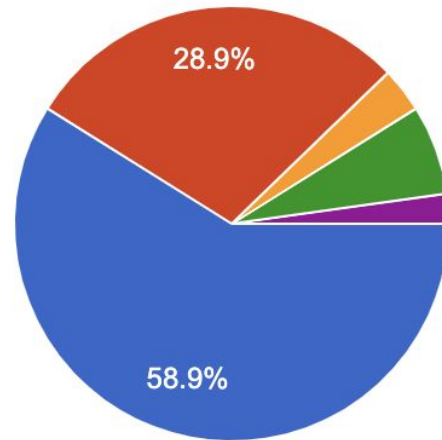
Count of RTO attendance by School



RTO Satisfaction

What was your overall satisfaction with this event series?

90 responses



- Very Satisfied
- Somewhat Satisfied
- Neutral
- Somewhat Unsatisfied
- Very Unsatisfied

RTO Feedback from Faculty

I really appreciated **seeing how my colleagues approached their classes**. I found the Milanote boards to be the most engaging.

I was impressed with the RTO team's ability to make such a large class feel intimate. I also enjoyed **seeing a different model of teaching** from my own and as many have pointed out it is good to experience the student perspective.

I really **enjoyed the sense of community** we had as professors.

I **found all the modules to be incredibly helpful**- there is SO much information to process and I think all are engaging topics especially when thinking about how to incorporate into your own classroom.

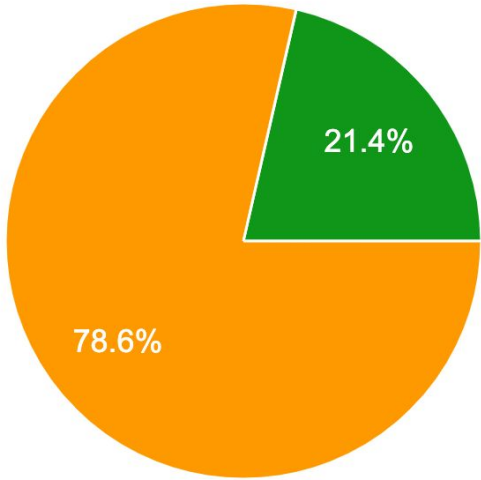
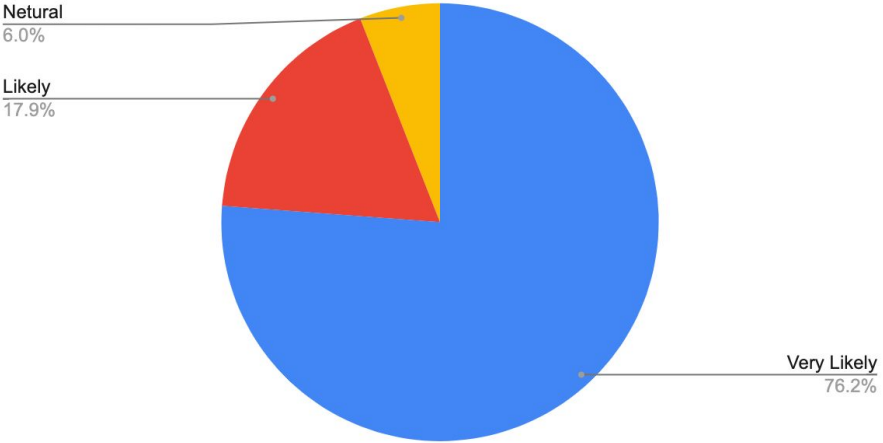
I loved that we addressed both student and educator trauma!

RTO Feedback from Faculty

“I would absolutely recommend this RTO course to a colleague. It was SO helpful and valuable to be able to pulse check my own teaching practices, challenges and tactics against my colleagues. I have learned so much about online tech and resources, best teaching practices to account for inclusivity and trauma informed teaching tools.”

RTO Impact on Online Teaching

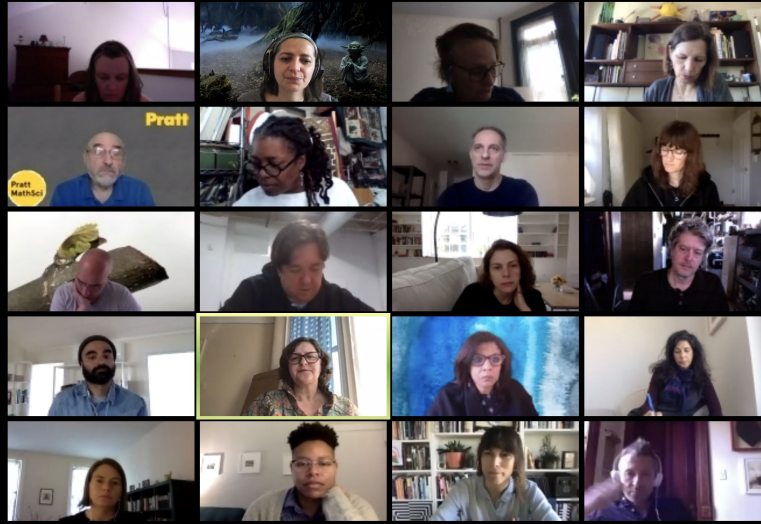
Likelihood of future RTO implementation	Online Class Fall 2020 Implementation
94% Likely or Very Likely	100% Better or Much Improved



RTO Impact: How did your classroom practice change?

- It helped me get more comfortable with using technology
- I changed my syllabus and policies to be less punitive
- I created more engaging modes of online pedagogy
- I updated my diversity statement to consider access and equity in online teaching
- I gained better understanding of Trauma Informed Pedagogies and UDL
- I am much more sensitive to the students' needs
- I am now using visual tools much more successfully
- I now integrate more community building exercises into my course
- I am spending more time discussing students' exterior circumstances influencing motivation and well-being
- I understand better how to blend synchronous and asynchronous course content

Pratt



ctl

Please contact us for more information: ctl@pratt.edu